

Barrington Area United Way Presents...

The Barrington Roundup II

Public Art Exhibit

Call for Artists

Exciting Opportunity to Showcase Your Artistic Talent !

Create Your Own Design & Put Your Creativity on Display Throughout the Summer of 2012.

- ◆ Artist information will be prominently displayed on-site and on the event website and at the auction event.
- ◆ Never painted a fiberglass form before? We'll give you the information you need to create your vision.
- ◆ Artist commission up to \$500.
- ◆ Artwork is displayed throughout the 2012 summer and then auctioned to the highest bidder in October, 2012.
- ◆ New This Year, We have tabletop size horse forms.
- ◆ All proceeds from the auction are to benefit the Barrington Area United Way, celebrating 53 years serving the Barrington area.



Susan McConnell Photography



Susan McConnell Photography

If You Are an Artist Interested in Participating in the
Barrington Roundup II
please contact:

Susan Morris
Office@BAUW.org

Don't Miss Your Chance to be Part of a Unique Barrington Celebration.



**Barrington Area
United Way**

Barrington Area United Way Presents...

The Barrington Roundup II


Make Your Next Piece of Art.....Three-Dimensional

Why work on a flat canvas, when you can create your next work of art on a three-dimensional horse form? A fiberglass horse form awaits your creative vision. You can transform this blank figure into a work of vibrant art, and have it displayed all summer long throughout the Barrington area.

The horse's majestic shape offers you endless creative possibilities. Choose from nine different fiberglass horse forms, from tabletop sizes all the way up to a full-size 9' fall rearing stallion.


Possible Artistic Themes

- Patriotic Theme
- Barrington Landmarks Theme
- Barrington History Theme
- Chicago Landmarks Theme
- Barrington Sports Theme
- Chicago Sports Theme
- Barrington Youth Theme
- Friendship Theme
- Peace Theme
- Barrington Green Spaces Theme
- Land Conservation Theme
- Ecology Theme
- Seasons Theme




GRAZING T-BRED

Grazing Thoroughbred
4'10"H x 7'7"L



Colt
4'H x 4'L



Large Rearing Horse
Approx 9' Tall



© Cowpainters, LLC
2007

Mid-Size Rearing Horse
5'H

Barrington Area United Way Presents...

The Barrington Roundup II

To Participate

- ◆ Download and complete the Artist Application form from the BAUW website (www.BAUW.org), which must include your horse design. Please download and use one of our Horse Drawing Templates from the BAUW website (www.BAUW.org) for your design, and include your name on each piece submitted.
- ◆ Be sure to show us both sides of your design, if they are substantially different from one another. You may submit as many designs as you like.
- ◆ With your application, please provide a copy of your artistic resume, and include photographs or photocopies of your work (include a self-addressed stamped envelop to ensure their return). Again, include your name on each piece submitted. Send the completed application packet (application, horse design, resume, work samples) to:

**Barrington Area United Way
PO Box 733
Barrington, IL 60011**

Next Steps

- ◆ All submitted designs will be reviewed by a Review Committee, comprised of professional artisans for inclusion in the Design Portfolio. All selected designs will be compiled into a design portfolio for sponsors to review. Artists whose designs are selected will be notified in late February.
- ◆ Artistic designs will be selected by the sponsor from the Design Portfolio, unless the sponsor has prior arrangements with an artist. Regardless of how an artist is selected, a design proposal must be submitted and accepted by the Review Committee.
- ◆ The selected artists will receive detailed instructions for the pickup and delivery of the horse form. At pickup, the artist will be given 35% of their commission to cover the costs of artistic materials. The remainder of the commission will be paid upon delivery of the finished sculpture.

Contests & Awards

- ◆ “**Judges Award**”. From the finished sculptures, the panel of artists will select 1st, 2nd, and 3rd prize winning designs, which will be announced in June. A ‘**People’s Choice**’ award will be determined by public votes, and will be announced later in the summer.

Rules

- ◆ Artists must closely follow their originally submitted/accepted design proposal. Obviously, some details will change when the vision takes shape on the three-dimensional form, but the original artistic design intent must be followed.
- ◆ Artists should follow the recommended supplies and techniques while creating their piece of art.
- ◆ Artists must ensure that they meet the delivery date of May 14th, 2012.
- ◆ Artists may alter the basic horse form, but cannot compromise its structural integrity. The contact points by which the horse is secured to the base cannot be altered or obstructed.
- ◆ Artist may paint, sculpt, transform, or adorn the horses. Objects attached to the horses must be affixed so that they cannot be easily removed, and must be weather-resistant. Artists have the option of adding appendages to the fiber-glass form. Proposed appendages must be made clear at the time of original submission of drawings with the application.
- ◆ Horses will be placed in outdoor areas for the summer, fully accessible to the public. Artist should consider the weather and other elements, including sun, rain, wind, dirt, and people. Artists must develop designs that can withstand the weather and public, who will be touching and hugging the horses. Artists will be required to finish the outdoor sculptures with Lascaux UV-1 Gloss Varnish.
- ◆ Artists should consider that their designs might be purchased for long-term installation in an outdoor location.
- ◆ Designs must be appropriate for public display. Designs that are religious, political, or sexual in nature will not be accepted. Corporate logos and advertising are not permitted. The Artistic Review Committee evaluates all designs and has sole discretion to accept or reject any design.

Barrington Area United Way Presents...

The Barrington Roundup II

Artists' Materials

Paints

All professional-grade artist acrylic or oil paints will do the job. For ease of application, good color stability, and availability in stores, we recommend Liquitex Soft Body (medium viscosity) Acrylics. The high-viscosity paints are too 'gluey' to move around with ease. You will need 59 ml (2 oz) tubes or jars, in the colors of your choice. Go to www.cowpainters.com, click on Projects & Partners, Acrylics, Liquitex Heavy Body paints, Soft Body paints. Latex house paints are not recommended.

Next Bondo Body Putty

Comes in a tube, for filling small holes and making small repairs. Use Bondo fiberglass body repair kit for making larger repairs (can be purchased at Pep Boys or NAPA auto supply stores).

Golden Polymer Medium—Gloss

We like this product for decoupage and it is also available at Dick Blick in 250ml or 500 ml bottles. Use full strength, immersing paper in medium, applying it to the form, and removing all air bubbles with your hands. Remove excess medium with an almost-dry sponge. Let dry for several days before varnishing. Make color copies on computer printer or photocopier of any pictures or images from magazines that you wish to use. The inks are more permanent, and the copy paper will hold-up better than photographic or magazine paper.

Lascaux UV-1 Gloss Varnish

This is the best varnish we've found for protecting your artwork before the auto-body clear coat is applied. You will need 500ml bottle for most horse forms. Order from Dick Blick as soon as you get your assignment, because it can't be found in most stores and art catalog houses run out of this product quickly. **There is no good substitute for Lascaux** so be sure to order it early. To use, dilute 4 parts varnish to 1 part water and filter through gauze. Use a nylon brush and have a large jar of water handy to immerse your brush in if you have to pause while varnishing. It sets quickly, so if you do pause, don't begin again until the varnish is dry (about 15 minutes or so). It goes on slightly cloudy but dries crystal clear. Immediately remove any air bubbles by touching lightly with a brush.

MagicSculp Epoxy Putty

This putty is great for altering the form's surface or adding sculptural elements to it. MagicSculp comes in two tubs and you mix equal parts to activate. Complete directions for use will be found on these websites, along with ordering information: www.MagicSculp.com and www.RestorerSupplies.com. MagicSculp will adhere to the form if you rough up the surface and drill a few small holes to fill with product for a better bond. It is non-toxic, it allows a couple of hours of working time before it sets, and can be sanded if necessary after dry (12 hours) and can be painted with ease.

Barrington Area United Way Presents...

The Barrington Roundup II

Artist Application

Yes! I Want to Turn a Horse into a Work of Art!

Name of Artist: _____ Daytime Phone: _____
Email Address: _____ Evening Phone: _____
Mail Address: _____ Studio Name: _____
City, State, Zip: _____ Studio Website: _____

I, _____, understand that if my submission is selected and I design a horse, all rights, title and interest to the submitted design will become the sole property of The Barrington Roundup and I relinquish all rights, title and interest in the design and the finished horse sculpture.

Applicants Signature: _____ Date: _____

Artist must use templates to submit designs. See attached instructions for details.

Artistic Theme: _____

Name of Art: _____

Description: _____

My artistic design is applicable to the following horse forms (check all that apply):

- Large Rearing Horse
- Standing Thoroughbred, Grazing Thoroughbred, or Arabian Horse
- Medium Rearing
- Small Colt
- Tabletop Forms: Prancing, Standing, Galloping

Applications, design sketches, resume, and samples of your artwork must be submitted to:

**The Barrington Roundup
PO Box 733
Barrington, IL 60011**

For more information, call the BAUW office at 847-382-8778.